

DIGITAL WAITER CALLING



ADVANTAGES

- Accelerates delivery by 40 to 700%
- Faster delivery of food for 5-30 minutes
- Increases the flow of guests 20 - 40% in peak periods
- Reduces the waiter response time for 5 - 15 minutes
- Reduces waiter movement to 50%
- The built-in advertising and Offer of the day increase turnover
- The embedded sponsor advertising system brings additional revenues and repays the investment
- After a certain period of time, the investment is fully paid off and the platform brings PROFIT for the restaurant
- WOW EFFECT - guests are thrilled with the use of new technologies and speed of service
- Statistics the number of visits, the speed of response of the waiter to call and the number of calls per hour (peak load)

01. LOGGING TO THE SYSTEM

Guests are entering the Digital Waiter Calling via their own cell phones/mobiles. They are logging in in two ways:

01-1: By scanning the QR code located on each restaurant table

01-2: By logging in to the "smart" Wi-Fi network of the restaurant *



** It is necessary for the restaurant to have this Wi-Fi network system*

01 - 1: SCANNING THE QR CODE

On each table there are menus, cards, plexiglas carriers, glasses ... with QR codes



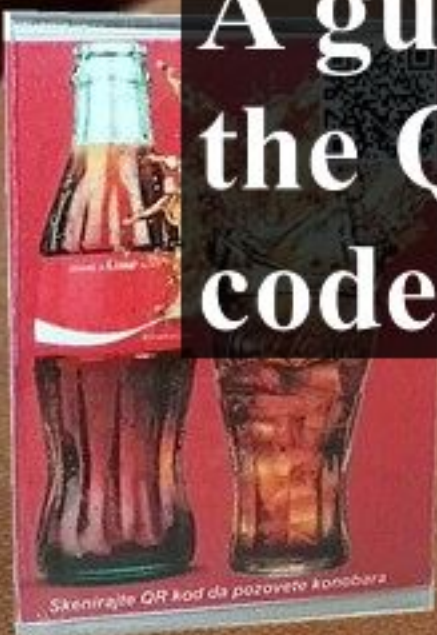
01 - 1: SCANNING THE QR CODE

Here is an example of QR codes in vertical plexiglas stands, on a price list or advertisements of the sponsor.



01 - 1: SCANNING THE QR CODE

A guest on his mobile phone activates the QR code reader and scans the QR code on the price list.



Bezalkoholna pića

Coca Cola	0,25	3 KM
Tonic	0,25	3 KM
Bitter lemon	0,25	3 KM
Sprite	0,25	3 KM
Fanta	0,25	3 KM
Unice	0,20	3 KM
Quasi sokovi	0,20	3 KM
Brstni sokovi	0,20	3 KM
Limunada	0,20	3 KM
Oranžina	0,25	3 KM
Cveta	0,25	3 KM
Ledeni čaj	0,25	3 KM



Topli napitci

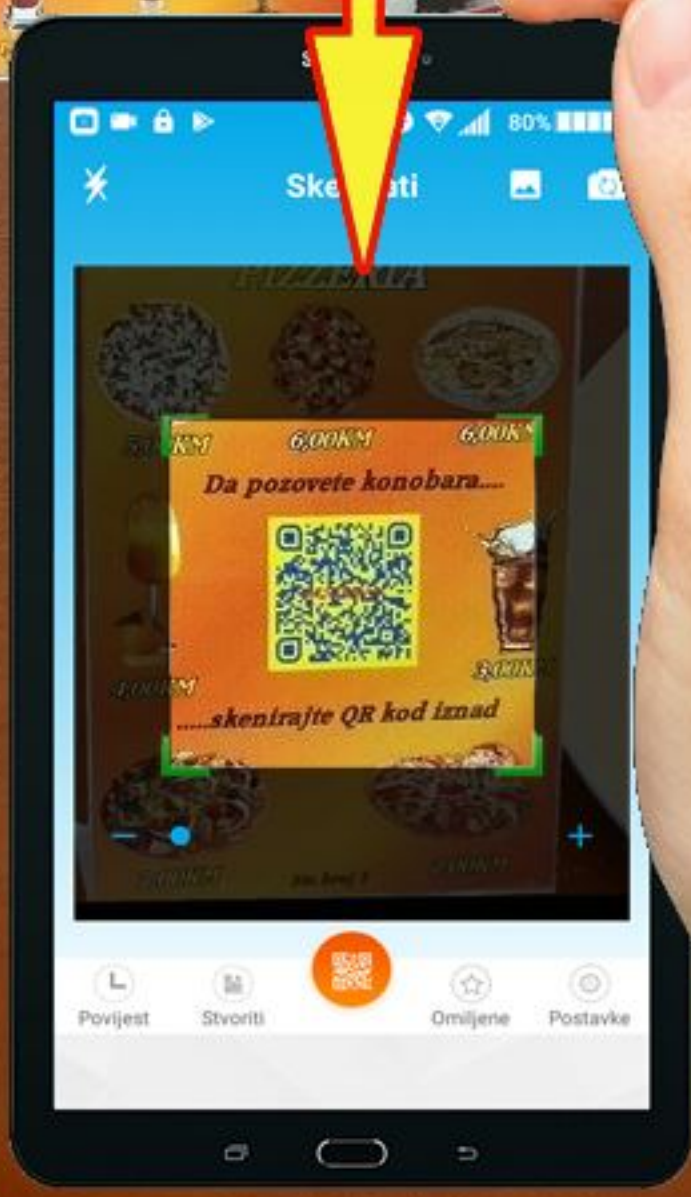
Topla limunada	3 KM
Kapučino	2 KM
Espresso sa šlagom	2 KM
Espresso	2 KM
Espresso sa mlijekom	2 KM
Makijato	2 KM
Bosanska kafa	2 KM
Nescafe	1 KM
Čaj	1 KM
Topla čokolada	4 KM



Za digitalnu narudžbu... Skenirajte QR kod

01 - 1: SCANNING THE QR CODE

After scanning the QR code...

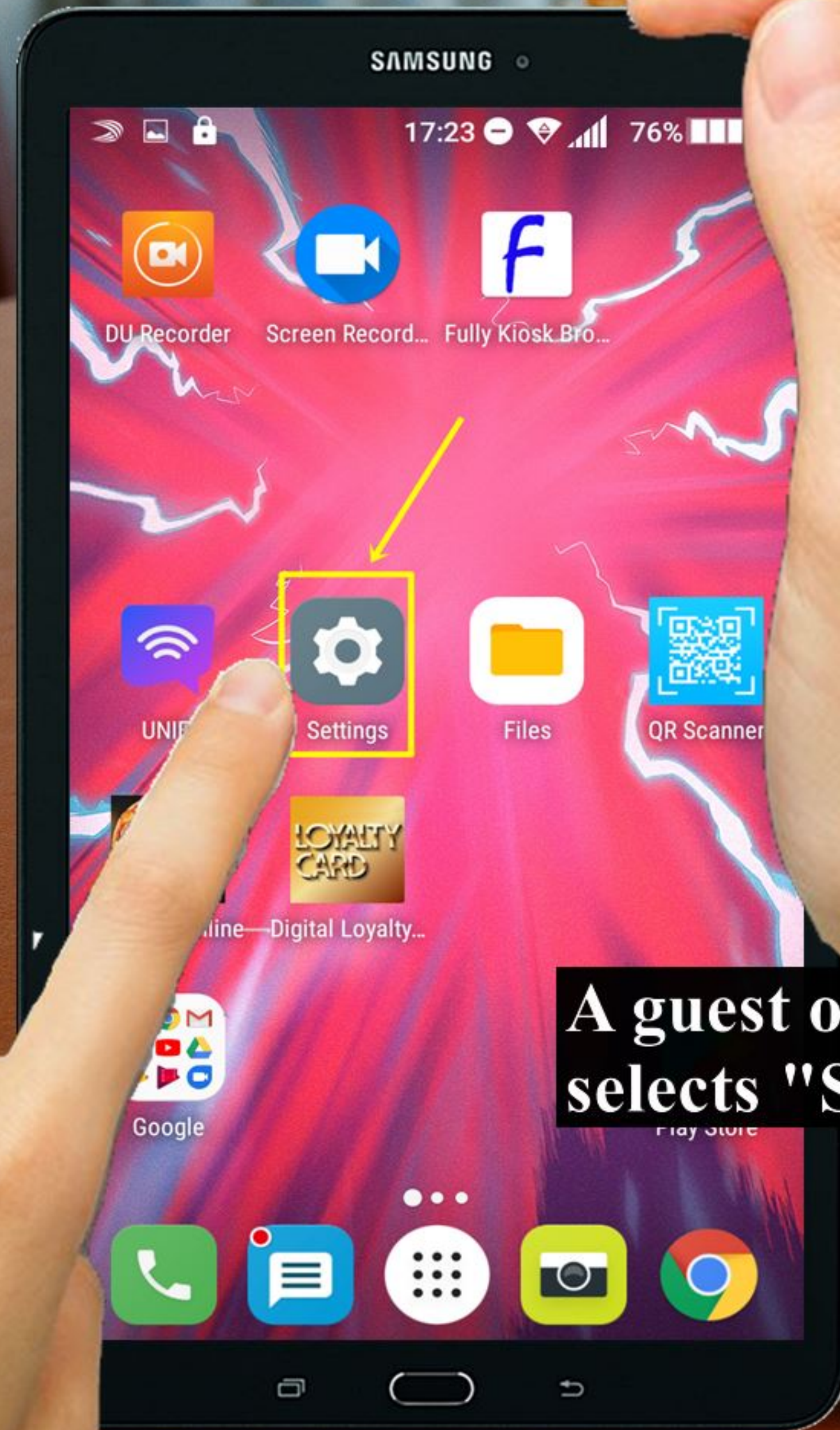


01 - 1: SCANNING THE QR CODE

... the guest automatically gets the "Call the waiter" home screen and can immediately call the waiter or make an order.



01 - 2: LOGGING IN TO RESTAURANT WI-FI NETWORK



A guest on his mobile phone selects "Settings"...

01 - 2: LOGGING IN TO RESTAURANT WI-FI NETWORK



CLICK ON

Bluetooth

...Click on WiFi...

01 - 2: LOGGING IN TO RESTAURANT WI-FI NETWORK



Click on Restaurant Network Name

... between the found Wi-Fi networks click on the appropriate restaurant network....

01 - 2: LOGGING IN TO RESTAURANT WI-FI NETWORK



.. and automatically gets a screen from which he/she can call the waiters / or make an order without waiting for the waiter.